

ICD scoring app – Mike Watts 21 August 2023

This note describes my free horse driving trials app, for ICD users.

The app will look familiar to people who have already used the Excel based version and it includes all the old version's functions. This new app style version will work on more devices (PCS, Macs, tablets, mobile phones) and does not need Excel. It works for both indoor (Indoor Carriage Driving - ICD) and outdoor events.

It can score an event, set and publish up the timetable beforehand (dressage, cones, marathon), and can post the results for viewing with one click.


Don't worry if your event has no internet – you just ensure you get the app beforehand, once, then you can score offline. However, it's helpful to your drivers and their friends to post your results as you go, if you possibly can, and you can do that by connecting your device to the internet using your mobile phone signal or wifi or your or someone's phone as a hotspot. It does not use much data allowance.

My best advice; if you are interested, install the app, create an event perhaps with my test data and experiment. It is quick to set up and delete test events.

How to install it

Go to <http://www.indoordriving.co.uk/organisers.php> in your browser and click the link to get the app.

The scoring app will appear. Then it is important that you add it to your Home Screen. The app will try to prompt you to do that. Then close your browser and from then on you start the app from your home screen shortcut, so it can also work offline.



hdt scorer

The basics of the app

This symbol Posts scores to the indoor driving website results page www.indoordriving.co.uk

The screenshot shows the app's main interface for scoring. The title bar reads "Main - Standard". Below it, a table lists drivers and their scores across various categories. Annotations with arrows point to specific features:

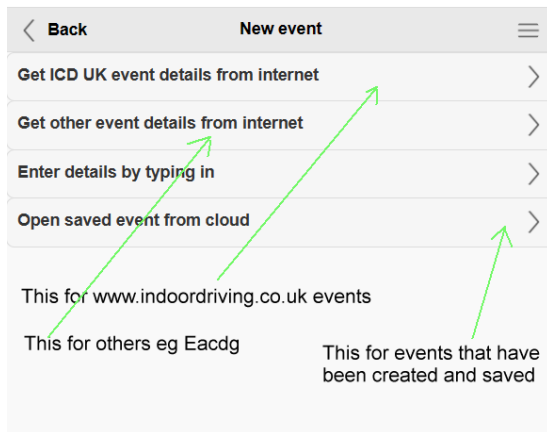
- The current page - Main for scoring**: Points to the title bar.
- Sub view click to change**: Points to a small icon in the top left.
- Print**: Points to a printer icon in the top right.
- Menu of actions for this page**: Points to a vertical menu icon in the top right.
- Other pages/actions menu**: Points to a hamburger menu icon in the top right.
- Green/amber/red shows network status for last post**: Points to a small colored indicator in the top right.
- Header - click any to order Click and drag edge to widen**: Points to the column headers of the table.
- Scroll up and down or sideways with these scrollbars or use one or two fingers to drag the page**: Points to the vertical and horizontal scrollbars on the right side of the table.

#	Driver	Precision	Paces	Pen	P&P Total	PI	Time faults	Driving	Cones Total
Club									
19	Jenny White								
20	Jess Thompson								
21	Doug Garcia								
22	Jacqui Rodriguez								
23	Valerie Lewis								
24	Steve Wright								
Intermediate Horse									
8	Sean Wilson								
Intermediate Pony									
6	Adam Hall								
Novice Horse									
16	Emma Allen								
Novice Pony									
9	Carole Jones								
10	Bram Brown								
11	Amanda Jackson								
12	Nelson Clark								
13	Brent Lee								
14	Stefan Walker								
15	Nicola Lopez								

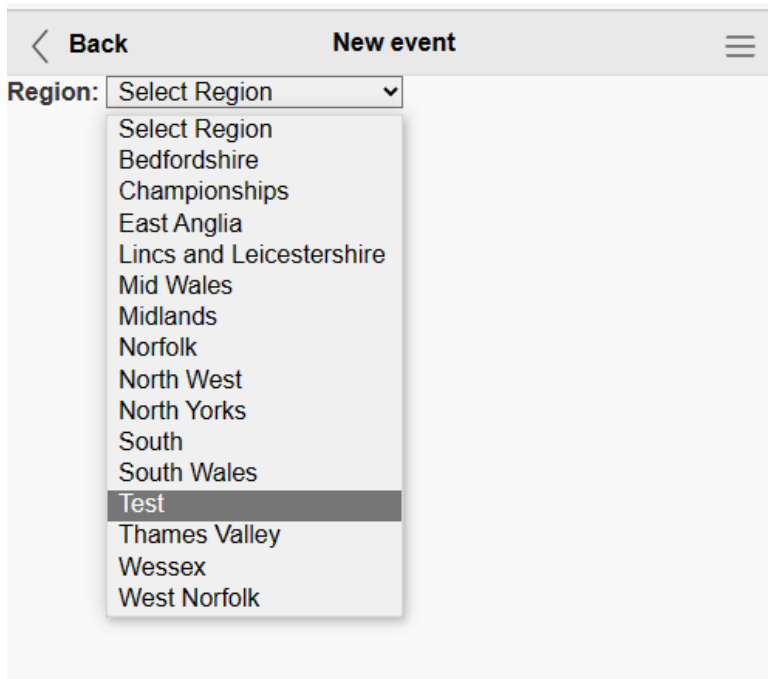
You can also do actions on the current page by clicking/tapping, or right clicking with a mouse.

How to set up an event

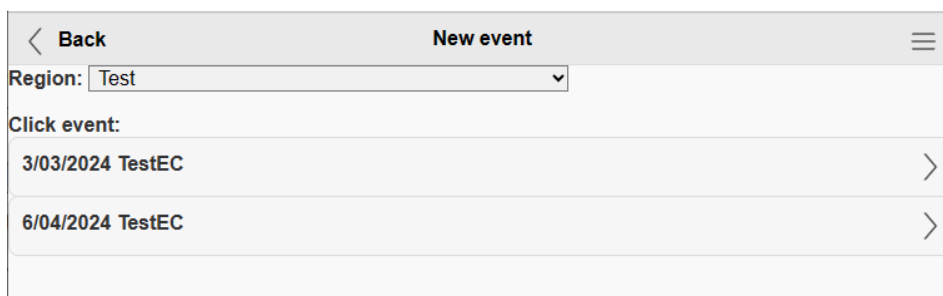
If your event is in my online entry system (ICD or outdoors) then you simply download its details and entries (that saves time, mistakes, typos).



Then choose the region (try Test for test data)



And choose the event:



Sets you up the event with any online entries, takes you to Drivers list page:

Drivers						
ICD TestEC 03 Mar 2024 - Enter drivers						
#	Driver	Champs Class	Entry Notes	Share Drsg	Share Cones	Shar Obs
1	Judy Smith	Small Pony				
2	Karen Davis	Small Pony				
3	Diana Johnson	Open Pony				
4	Gertrude Martinez	Open Pony				
5	Deborah Hill	Open Pony				
6	Adam Hall	Intermediate Pony	Carried forward from			
7	Jed Thomas	Open Horse				
8	Sean Wilson	Intermediate Horse				
9	Carole Jones	Novice Pony				
10	Bram Brown	Novice Pony				
11	Amanda Jackson	Novice Pony				
12	Nelson Clark	Novice Pony				
13	Brent Lee	Novice Pony				
14	Stefan Walker	Novice Pony				
15	Nicola Lopez	Novice Pony				

You can add more – right click or use three dot menu > Insert row.

You can add or change drivers any time, even while scoring, though of course you may need to adjust timetables for extra or fewer people.

The main event details

Click Event details to fill in any extra event details (it's useful to add the names of the judges and scorer):

< Back
Event details
☰

Type of event Indoor Driving UK - ICD ▼

Region/club Test

Venue TestEC

Start date 03/03/2024 📅

How many judges 2

How many obstacles 4

Cones length (m) 0 **Cones numbers**

Judge: Precision

Judge: Paces

Scorer

How many P&P arenas 1

How many cones arenas 1

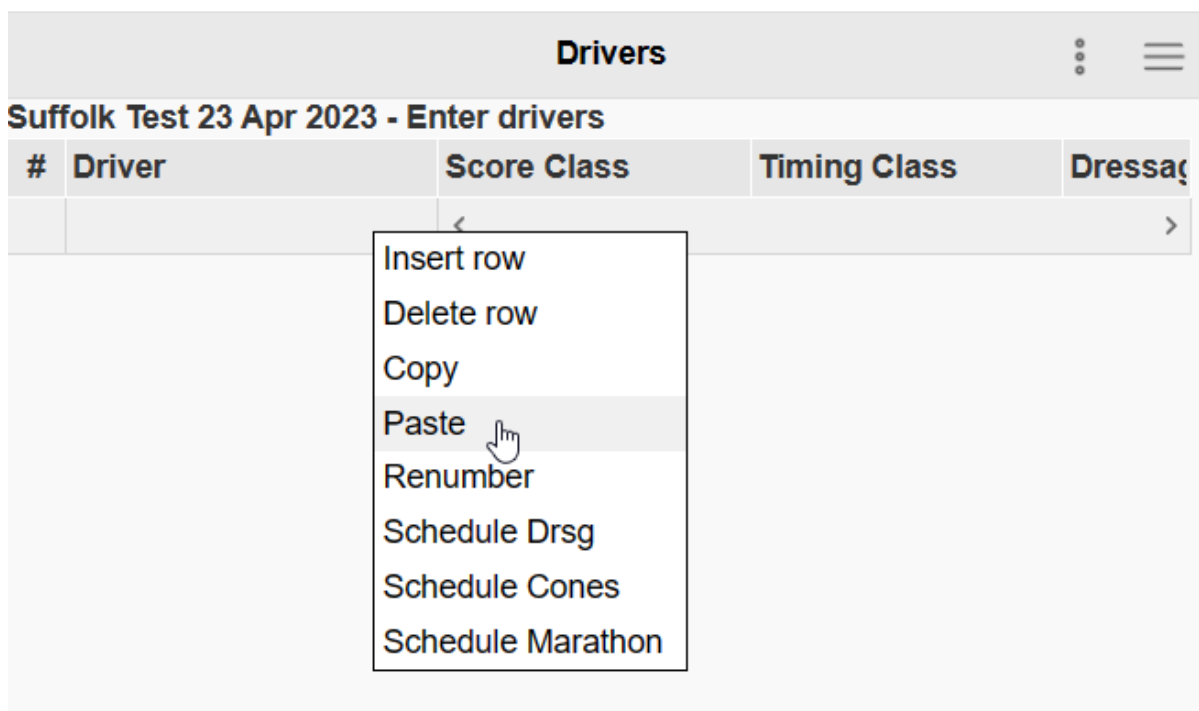
How many obstacle arenas 1

Mark results provisional

Settings (this device)
Advanced settings

Even if you don't use the online entry system, all the ICD events are entered on it so you can at least get the event details automatically (date, venue, region – all without typos).

Otherwise you make a new event by typing in the details in the Event details screen above. Then go to the Drivers screen and paste in or type in drivers:

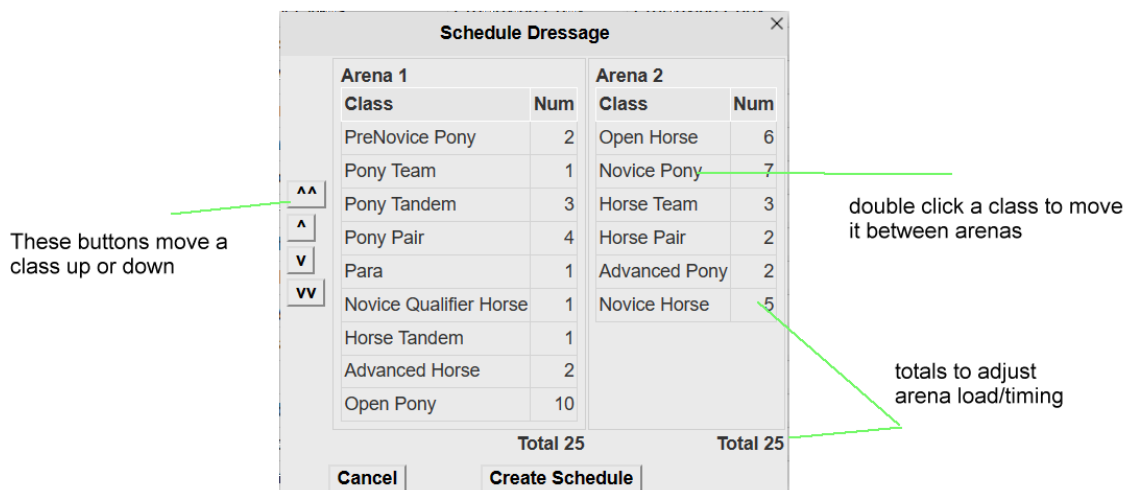


Note that if you have a sheet of driver names only (no numbers), you click in the Driver header and paste, whereas if your data already has driver numbers, you paste in starting at the number (#) column.

Even if all your entries were online, you may need to adjust classes. For example if a driver is championships class Small Pony, you may run in Open Pony or Novice pony local class at your event depending on the driver's level.

Timetabling an event

Schedule P&P/Cones/Marathon functions are useful when you want to quickly set the order of classes:



Then or directly, Timetables > P&P (Cones or Marathon) lets you set up the schedule:

Update the version each time you publish changed times

Set these

Mark Frozen once published so it doesn't recalculate!

Use these to adjust

If drivers are sharing or need separating, give them the same number under Share (1,2,3..) so you can spot it

Time	Gap (mins)	#	Driver	Class	Dressage Test	Cones width	Share Drsg	Entry Notes
09:00	10	1	Lanny Evans	PreNovice Pony	BC Pre Novice (201	170		
09:10	10	2	Alexis Edwards	PreNovice Pony	BC Pre Novice (201	170		
09:20	10	3	Jae Adams	Pony Team	FEI Test 3* HP2-P4	160		
09:30	10	4	Edwina Hill	Pony Tandem	BC Tandems (2023)	160		
09:40	10	5	Zenaïda Scott	Pony Tandem	BC Tandems (2023)	160		
09:50	10	6	Ramona Green	Pony Tandem	BC Tandems (2023)	160		
10:00	10	7	Mai Hernandez	Pony Pair	BC Open Pairs A 20	160		
10:10	10	8	Dinah King			160		
10:20	10	9	Carolyn Wrig			160		
10:30	10	10	Kristy Lopez			160		
10:40	10	11	Gil Parker			160		
10:50	10	12	Luke Jackson			160		
11:00	10	13	Rigoberto Wf			160		
11:10	10	14	Dovie Harris	Open Pony	BC Open Singles A	160		
11:20	10	15	Raymond Martin	Open Pony	BC Open Singles B	160		
11:30	10	16	Raymundo Thompson	Open Pony	BC Open Singles B	160		
11:40	10	17	Kerrie Garcia	Open Pony	BC Open Singles B	160		
11:50	10	18	Juliette Martinez	Open Pony	BC Open Singles B	160		
12:00	10	19	Brandy Robinson	Open Pony	BC Open Singles B	160		

You can also drag and drop rows up and down by clicking and dragging on the driver name.

Scoring an event

Go to the Master screen and right click/touch a column or use the three vertical dots menu to bring up dialogs for P&P, Cones, Obstacles. Below is the screen for P&P. Cones and obstacles are similar:

Precision and Paces **not saved**

Prec Paces Driver

Jess Thompson

ICD P&P test 2023

Other pens ?

Precision Paces

Total

1

2

3

4

5

6

7

8

9

10

Apply Close

Options Delete

To post to the live regions, you need to be a logged on user. Click Logon in the main (top right) menu and follow the instructions. You only need to login once – it's not necessary to log out of the app unless you are using a public/shared device.

New features

Most of the features should be familiar to users of the Excel version. The ability to download club event entries from the online system is new, building on the corresponding feature which has been present for indoor events for some time.

You can now upload timetables to a public event details page with one click from the timetable screen (Post this view). An event organiser can also post other document to this page – welcome letter, obstacle diagrams etc.

The same app handles both ICD indoor rules events and outdoor events. I plan to add more formats though it is already flexible.

FAQ

Q Do I have to be on the internet?

A No, you can score an event completely disconnected from the internet.

However, you will need to connect to the internet to get the app initially, also when you want to post your timetables or scores to the web.

Q What will it run on?

A It works on any device which can run a reasonably modern browser. It has been tested on: Windows PCs, Apple Mac, Chromebook, Android phones and tablets, iPhones and iPads.

Q Do you still support the Excel version?

A Yes, I have updated it for 2023 with the 2023 dressage tests. However I would prefer now to put future effort into the app version.

Technical

Q Do I have to be connected to the internet?

A Only to get the app initially, then if you need to download event data or post results. Normally you set up an event while connected to the internet, score with or without internet connection then ensure you have an internet connection to Post results. You can connect using wifi or your mobile phone signal – it doesn't use up much data.

Q Where are my results stored?

A When you set up an event, your score data is stored on your local device (PC/phone/tablet...). You can back up or share your score sheet by using Events > Save to cloud. Then you can reopen that results sheet on the same or another device.

Also, any results you post are stored on the web indefinitely for public access.

NOTE: you need to be *logged in* to post results to regions other than 'Test' – if you're not logged in, your scores will go to Test rather than your own Region/Club. This security is to discourage anyone else overwriting your club results!

Q How many events can I have on my device?

A You can have as many as you like. They don't take up much storage space (compared with pictures etc). Only one is open for scoring at a time but you can quickly open a different one. Normally you only need the current event and perhaps a previous one. You can also save them to cloud, and that is a better place if you need longer term storage for your scoresheets.

Q Can I score using just my mobile phone?

A Yes, but a phone screen is rather small for doing much scoring. For larger events, a PC, Chromebook or Mac or something with a keyboard can be easier to use.

Q How secure is the scoresheet copy saved to cloud?

A Currently it is open to all users of the app, so please don't store any personal data there (no contact details etc), just the normal public scoring stuff. The app has the ability to login (using the same login details as my online scoring system) and I intend to use that login to apply permission to each club/region data, so you will be able to control/restrict who else can access your scoresheets saved to the cloud or download entry data.

NOTE: you need to be logged in to post results to regions other than 'Test' – if you're not logged in, your scores will go to Test rather than your own Region/Club. This security is to discourage anyone else overwriting your club results!

Q What technology is this – and why don't I get it through the App Store?

A This app is a 'PWA' – Progressive Web App. That means it works across a wide variety of devices, including Apple, PC and Android which otherwise need their own separate app store versions. You can learn more about PWAs by Googling.

Q How do I print results and timetables?

A Often the Post facility for results and timetables avoids paper. Click the Print icon then 'Post' in any of the timetable views or just the Post icon from the Master scoresheet. If you want to print to paper, click a Print icon to get a print friendly view, then Print icon again to send to your printer. Instead of paper, you can also use Print to pdf if your device supports it (most do) to save a pdf file of the results/timetable etc.